



AudioCodes
Huddle Room
Solution

HRS



In a **fast pace business world**



Collaboration is key to success



Meetings bring together **office & remote workers**



Only 1 of out 20 rooms are conference rooms



Most meetings occur in **HUDDLE ROOMS**

Typical large enterprise



Few large conference rooms, with complete voice, video and content collaboration equipment

10M conference rooms (*)



Many small rooms for team meetings using basic conference calls



30-50M huddle rooms(*)

The ideal huddle room requires

Simplicity for users

- Clear, intuitive GUI
- One click to join the meeting
- Add users on the fly
- Manage the lobby
- Additional conference control
- (lock, mute, info)
- Pick up handset to go private
- at any time during the call

Exceptional Audio Quality

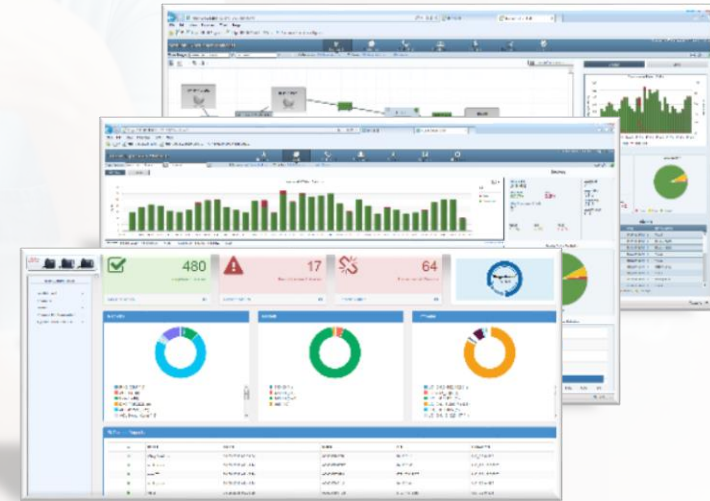
- Loud and clear audio
- Intelligibility for local and remote participants
- Advanced echo cancellation technology

Powerful IT tools

- Full lifecycle management
- Management of huddle room equipment, software and performance
- Voice quality monitoring
- Remote maintenance

Turn any space into a meeting space with the AudioCodes Huddle Room Solution

AudioCodes Huddle Room Solution



Designed to audio-enable huddle rooms and small group meeting spaces with advanced capabilities in a powerful, yet simple and cost effective package. Centralized management helps lower operational costs.

Simplicity Drives Users Satisfaction in Huddle Rooms

Simplicity for users

Exceptional Audio Quality

Powerful IT tools

The screenshot shows a control panel for a Huddle Room. At the top, it displays 'Room 12 - Building A' with a green checkmark icon and the phone number '(200)796 1238'. Below this is a large teal section with 'HRS' in white. Underneath, it shows 'THURSDAY', '28', and 'NOV' on the left, and '14:10' on the right. At the bottom, there are two buttons: 'MEET NOW' with a group of people icon and 'CALENDAR' with a calendar icon.

Simply select
“**Meet Now**”
to start a new meeting



Or click the room
Calendar




to review scheduled
meetings



Simplicity Drives Users Satisfaction in Huddle Rooms




Simplicity for users

Exceptional Audio Quality

Powerful IT tools

◀ March 15 ▶  15 March 08:50

09:00	1 on 1 with Jim
10:00	My Office
10:00	Daily status meeting
10:15	 Online meeting
10:15	Calendar & Visual voice mail concept
11:00	 Online meeting
11:15	Daily status meeting

 JOIN  DETAILS  BACK

Select the meeting on the calendar and click



Simplicity Drives Users Satisfaction in Huddle Rooms

Simplicity for users

Exceptional Audio Quality

Powerful IT tools

ROOM 12 - BUILDING A (201) 796 1238

Conference ⓘ 00:31

Eric Cohen 	Biren Patel 	Hillary Clifford
Alyson Broads 	Brian Nowack 	Mike Blackin

ADD MUTE ALL CALL MENU END

People start joining or added manually to your meeting

Easily **Mute**

Unmute a participant

or simply

Simplicity Drives Users Satisfaction in Huddle Rooms

Simplicity for users

Exceptional Audio Quality

Powerful IT tools

The screenshot displays a conference room interface. At the top, it shows a green checkmark, the room name "ROOM 12 - BUILDING A", and the phone number "(201) 796 1238". Below this is a teal header with "Conference" and an information icon, and a timer showing "00:31". The main area contains a 2x3 grid of participant cards. Each card shows a name, a blue silhouette icon, and a microphone icon. The top-right card for "Hillary Clifford" features a circular video thumbnail of her. The bottom control bar includes four buttons: "ADD" (person with plus icon), "MUTE ALL" (muted microphone icon), "CALL MENU" (three horizontal lines icon, highlighted with a yellow border), and "END" (phone handset icon).

Easily control the full conference experience

Click  to:

- **Manage meeting lobby**
- **Manage meeting participants**
 - Remove participants, Show meeting info, Lock or unlock the meeting

Amazing Audio Quality

Simplicity for users

Exceptional Audio Quality

Powerful IT tools

- High definition voice quality and acoustics
- Speaker intelligibility, in the room and for the remote participants
- Proximity experience of remote participants
- Advanced echo cancellation with ZoomTalk
- Select configuration based on room size



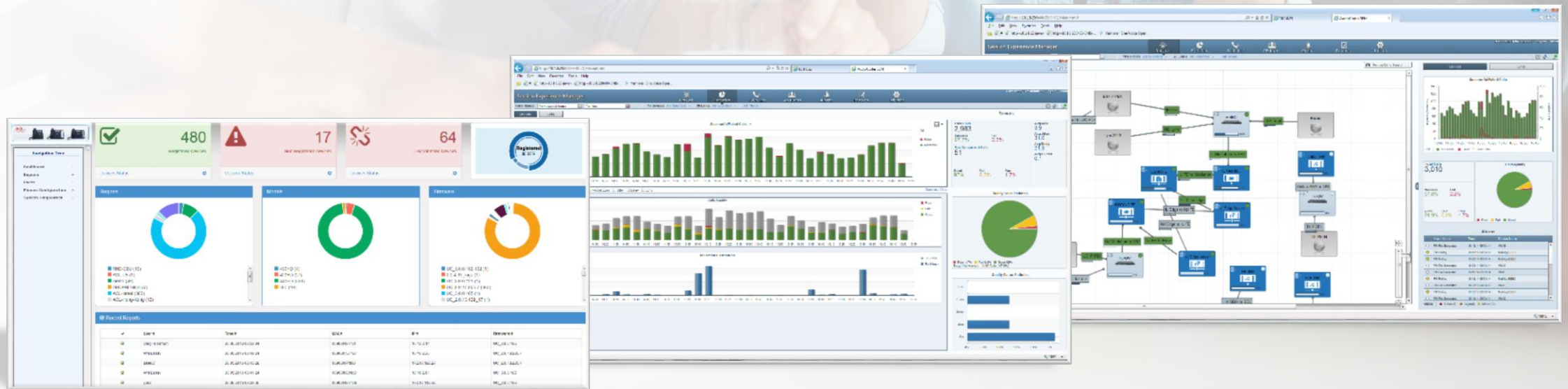
Full lifecycle management

Simplicity for users

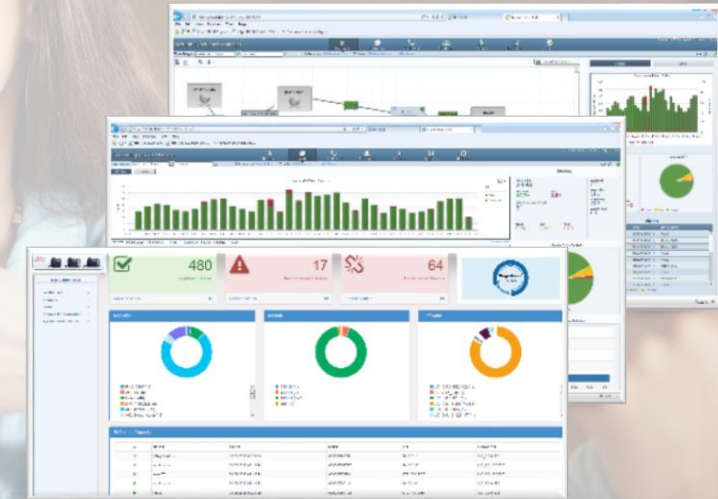
Exceptional Audio Quality

Powerful IT tools

- Monitor, manage and control your huddle room devices and speakers
 - Get notified if devices are disconnected from network, perform remote lock, or restart a device
- Easily upgrade software on demand from a centralized location
 - No need to send IT personnel into huddle rooms
- Monitor the voice quality of the conference to assure satisfaction



AudioCodes Huddle Room Solution



AudioCodes Huddle Room Solution

Room Size Options

Scalable: Small | Medium | Large

Scalable (Participants)

Up to: 6 | 12 | 15

Moderator experience

Large, full color touch | SfB client meeting management experience

Scalable Audio

Small Speaker, Dual small Speakers, Large Speaker

Attractive Cost

\$850 | \$1175 | \$1200

AudioCodes Huddle Room Solution - Details

	UC-HRS-457	UC-HRS-457D	UC-HRS-458
Room size	Up to 6 participants in huddle room 2m/6ft from each participant Additional remote participates enjoying the Skype for Business experience	Up to 12 participants in huddle room 2 speakerphones linked Within 2m/6ft between them Additional remote participates enjoying the Skype for Business experience	Up to 15 participants in huddle room Additional remote participates enjoying the Skype for Business experience
Wireless Audio Connectivity	Yes	Yes	Yes
USB Audio Connectivity	Yes	Yes	Yes
3.5mm Jack for Smart Phone	No	No	Yes
Theft protection	Kensington Lock adaptor	Kensington Lock adaptor	Kensington Lock adaptor
Recommended distance to speaker microphone	Up to 2m	Up to 2m (each)	Up to 5m
Price (MSRP)	\$850	\$1175	\$1200

Single Package



Single Package



Single Package



AudioCodes Huddle Room Solution

Small huddle room – UC-HRS-457

Position the speakerphone in the center of the table, up to 2m/6ft from each participant.

UC-HRS-457 is ideal for up to 6 people. Note that the recommended distance is to the Microphone for optimum performance



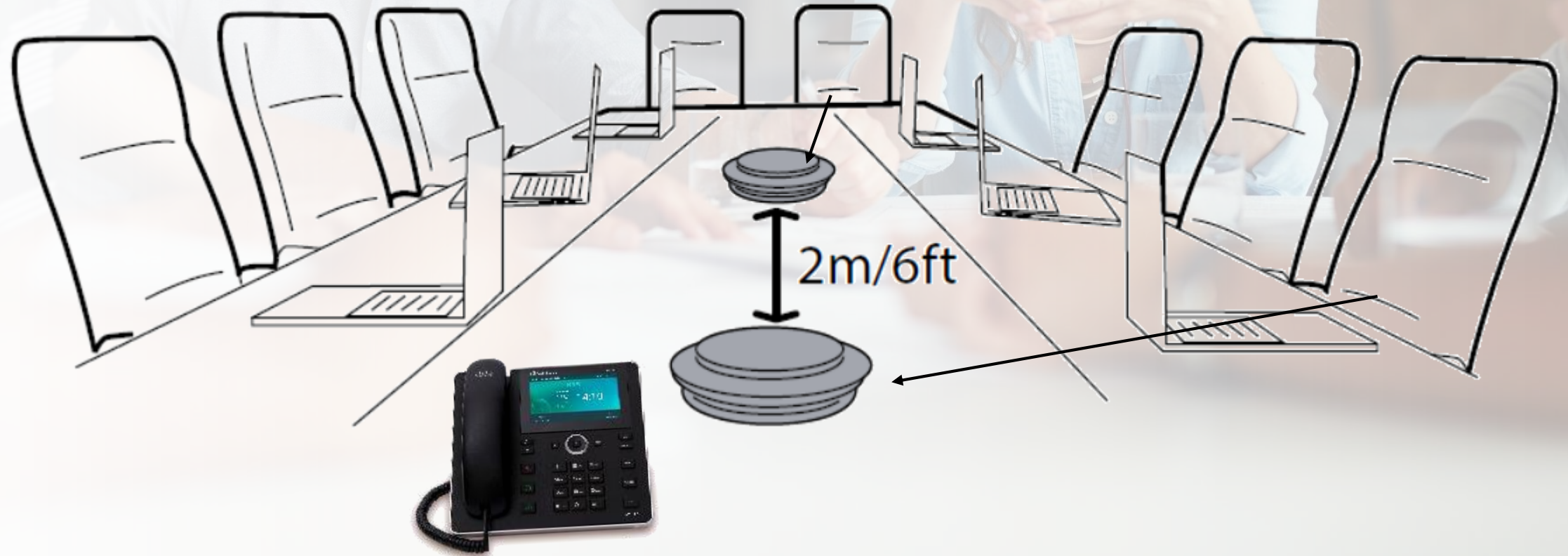
AudioCodes Huddle Room Solution

Medium size huddle room – UC-HRS-457D

For medium size huddle room of up to 12 people in a single room, position **UC-HRS-457D**

With two SPK-457 speakers at either end of the table to ensure all participants in the meeting be heard clearly.

Still – Distance from participants to the closest 457 speaker is should be up to 2m/6f



AudioCodes Huddle Room Solution

Large huddle room – UC-HRS-458

For large size huddle room of up to 15 people in a single room, position **UC-HRS-458**

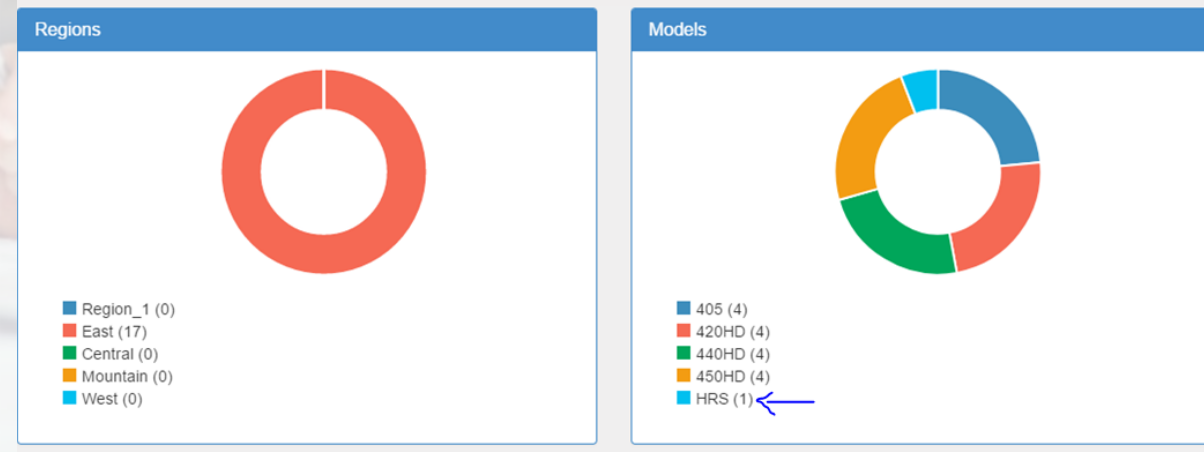
Position the speakerphone in the center of the table, up to 5m/16ft from each participant.



AudioCodes Huddle Room Solution - Technical Details

The HRS is a huddle room solution composed of 2 main building blocks

- The main phone unit / control unit – called AC-HRS (we are not calling it the 450HD)
- The HRS speaker – 457 Speaker (we are not calling it Jabra 710) and the 458 Speaker (we are not calling it Jabra 810)
- The HRS is part of the IP Phone devices family but note that it has a category of it's own – the HRS. As you can see on the right side, **the HRS is a new model presented on the IPP manager.**



AudioCodes Huddle Room Solution - Technical Details

- The AC-HRS main phone unit is different than the 450HD
 - Physical distinction – “AC-HRS” printed on the bottom part of the phone enclosure – the control unit
 - This device identifies itself as HSR and hence looking for different SW and different set of SW capabilities
 - The control unit is based on the 450 HW unit but uses a different SW than the “regular” 450
 - **We can not convert 450HD to HRS vice versa in the field – this procedure is done ONLY IN THE FACTORY**
 - The UC-HRS special software flavor includes different main screen, different functionality in terms of default speaker, simplifying usage with dedicated soft-keys and the ability to manage/upgrade the speaker software automatically
- The UC-457 and UC-458 are different than the off the shelf Jabra 710/810 devices in terms of physical private label and specific software modifications which is done for this project
- Power requirements
 - All HRS flavors are required to use external power supply which is part of the package. Note that specifically for the UC-HRS-458 package contains a dedicated external power supply with 2 connectors – to power the AC-HRS and the speaker in parallel



AudioCodes Huddle Room Solution - ordering

The HRS has dedicated part number, for the bundle of AC-HRS main unit and speaker/s
UC-HRS is shipped with SFB SW version 3.0.2

Model (price book)	Description (price book)	Order status	Availability
UC-HRS-457	SfB 457 Huddle Room Solution (HRS) IP-Phone including one external mid-size speaker and external power supply	Orderable today	4 wks LT, shipment by mid August 2017
UC-HRS-458	SfB 458 Huddle Room Solution (HRS) IP-Phone including one external large-size speaker and external power supply (unique)	Orderable today	6 wks LT, shipment by end August 2017
UC-HRS-457D	SfB 457D Huddle Room Solution (HRS) IP-Phone including two external mid-size speakers and external power supply	Orders will be diverted to UC-HRS-458 – with no impact on price	Q4-2017

HRS GA candidate 3.0.2.141





Thank You | HRS Huddle Room Solution